



AFMC
Student Portal
Opening doors to visiting electives

Portail des étudiants
Une porte ouverte pour les étudiants visiteurs

AFMC Student Portal Data on Visiting Electives

National Report

Reporting Period September 1, 2016 - August 31, 2017

AFMC Mission Statement

AFMC is the academic partnership of Canada's faculties of medicine. Through our collective leadership, expertise and advocacy, we will achieve excellence in education, research and care for the health of all Canadians.

L'AFMC est constituée du partenariat académique des facultés de médecine canadiennes. Par notre expertise, nos actions de promotion et notre leadership collectifs, nous atteindrons l'excellence sur le plan de l'éducation, de la recherche et des soins afin d'améliorer la santé de tous les Canadiens.

www.afmc.ca

www.afmcstudentportal.ca

For questions related to this report, please contact the AFMC Reporting Specialist at:

AFMC Student Portal

The Association of Faculties of Medicine of Canada

100-2733 Lancaster Road, Ottawa Ontario, Canada K1B 0A9

Email: service@afmcstudentportal.ca

Help Desk: <http://service.afmcstudentportal.ca>

Table of Contents

Introduction	6
About the AFMC Student Portal	6
Data Collecting and Reporting	7
Medical Schools Represented in each Reporting Period	8
Host School Data	9
Clerkship Information	10
New Registrants on the Portal	10
Visiting Electives at Medical Schools in Canada: Summary Data, Comparison by Year, Canadian and International Applicants	10
Visiting Electives at Medical Schools in Canada: Summary Data, 2016-2017, Canadian and International Applicants	11
Confirmed Visiting Electives (after cancellations) at Medical Schools in Canada, Comparison by Specialty and Year, Canadian Applicants	12
Confirmed Visiting Electives (after cancellations) at Medical Schools in Canada, Comparison by Specialty and Year, International Applicants	13
Confirmed Visiting Electives (after cancellations) at Medical Schools in Canada, Comparison by Specialty and Year, Canadian and International Applicants	14
Confirmed Visiting Electives (after cancellations) at Medical Schools in Canada, 2016-2017, National Comparison by Specialty, Canadian Applicants, English	15
Confirmed Visiting Electives (after cancellations) at Medical Schools in Canada, 2016-2017, National Comparison by Specialty, Canadian Applicants, French	16
Confirmed Visiting Electives (after cancellations) at Medical Schools in Canada, 2016-2017, National Comparison by Specialty, International Applicants, English	17
Confirmed Visiting Electives (after cancellations) at Medical Schools in Canada, 2016-2017, National Comparison by Specialty, International Applicants, French	18
Access to First Choice Specialties at Medical School in Canada, 2016-2017, Canadian Applicants	19
Access to First Choice Specialties at Medical School in Canada, 2016-2017, International Applicants	20
Access to First Choice Specialties at Medical School in Canada, 2016-2017, Canadian and International Applicants	21
Additional Information on Visiting Electives for Program Evaluation, Comparison by Year, Canadian and International Applicants	22
Priorities for Visiting Electives	23
Confirmed Electives	24
Weeks of Electives Confirmed (after cancellations) at Medical Schools in Canada, Total, Comparison by Year, International Applicants	24
Application Fees	25
Average Application Fee (excludes applications with no initial cost), 2016-2017, Comparison by Total Submitted Applications, Canadian and International Applicants	25
Processing Time	26
Time from Application Submission to Elective Offer, 2016-2017, National Comparison, Canadian and International Applicants	26
Time from Home School Verification Completion to Elective Offer, 2016-2017, National Comparison, Canadian and International Applicants	27
Time from Elective Offer Relative to Earliest Requested Start Date at Medical Schools in Canada, 2016-2017, Canadian and International Applicants	28
Time from Home School Verification Completion to Elective Offer at Medical Schools in Canada, 2016-2017, Comparison by Specialty, Canadian and International Applicants	29
Average Placement Contact Response Time to Medical Schools in Canada, 2016-2017, Comparison by Specialty, Canadian and International Applicants	30

Introduction

The Association of Faculties of Medicine of Canada (AFMC) is pleased to provide the annual *AFMC Student Portal Data on Visiting Electives: National Report*. The report captures information on the application and placement of undergraduate medical students entering clerkship who are applying through the AFMC Student Portal for visiting electives at a medical school in Canada. The report includes information from all 17 Canadian medical schools as host institutions (i.e. schools accepting applications for visiting electives through the Portal). The National Report includes a section on 'Priorities for Visiting Electives' pertinent to advancing the policy dialogue. Data are presented at an aggregate level and represent information based on medical students applying from medical schools in Canada (Canadian Applicants) and medical students applying from schools outside of Canada (International Applicants). National results are provided with comparisons by year.

This data collection initiative was guided by The AFMC Student Portal Data Analysis Working Group in consultation with members of the Portal's primary stakeholder groups – medical students, elective coordinators, and the undergraduate deans of medicine. The goal of the Working Group is to define data collection activities that will support effective policies and procedures related to visiting electives in Canada.

A workshop on visiting elective data was held at the Canadian Conference on Medical Education in May 2017 to gather input on the 2015-2016 pilot of this report. The 2015-2016 included data from 11 host institutions. With the addition of the three French-language medical schools in Quebec, the Northern Ontario School of Medicine, the University of Saskatchewan and the University of British Columbia, the 2016-17 report includes data from all 17 host schools in Canada as of February 2017. Based on the established methodology, data from the time schools joined is included in this report. Comparisons to the previous report are not always possible.

The National Report is released annually in April. Each medical school also receives an annual compendium of data relevant to their faculty. The *AFMC Student Portal Data on Visiting Electives: Faculty Report* captures data on application and placement activities for visiting students as well as home school students at a given host institution. Home school student data is based on the faculty's clerkship students who are applying for visiting electives at other faculties of medicine in Canada. The procedure and analysis for the National and Faculty Reports are outlined in methodological notes available for each report.

About the AFMC Student Portal

The AFMC Student Portal is an online, bilingual service to facilitate the application and placement of medical students for undergraduate visiting electives at the 17 faculties of medicine in Canada. The AFMC Student Portal services include a searchable database for visiting electives in Canada; online application process for Canadian and international students; and placement and confirmation tracking tools for elective coordinators at each faculty.

Data Collecting and Reporting

Specialties: To support the continuum of education, visiting elective opportunities for clerkship are identified in the Portal based on specialties defined as entry-level disciplines in Post-Graduate Education. This is a common list across organizations and may vary from year over year. Electives may be classified differently at each host institution. The combination of specialty and subspecialty identified for an elective opportunity is determined by the host school. It will take into consideration how the experience is defined within the hospital or clinical setting and the type of clinical experience a student will encounter. AFMC reports elective information based on the specialty as defined by the host institution for a given elective opportunity. For example, medical oncology is reported under the specialty of medical oncology at some schools while it is reported under the specialty of Internal medicine at other schools.

Reporting Period: Each year, the Faculty and National results pertain to application and placement activities from September 1st to August 31st. This timeframe closely mirrors the academic year for many of the medical schools in Canada and provides a consistent timeframe for benchmarking. AFMC recognizes that this period does not reflect the academic period at all schools and that clerkship is completed at different points in the curriculum at any given medical school, and that for many students clerkship spans across two academic years (and two reporting periods). The findings are based on applications with a choice for an elective with a start date in the reporting period.

Application, Elective and Choice: This report captures data on the placement process used in the Portal. In short, the information provides analytics on applicants, applications, elective requests and choice of specialties and dates students indicate for electives that they request in an application.

For more information refer to the *AFMC Student Portal Data on Visiting Electives: Methodological Notes for the National Report*.

Medical Schools Represented in each Reporting Period

		2015-2016		2016-2017	
Medical school	Portal Launch Date	Home school students	Visiting students	Home school students	Visiting students
University of Manitoba	November 2014	X	X	X	X
McMaster University	December 2014	X	X ¹	X	X ¹
Memorial University	December 2014	X	X	X	X
Queen's University	December 2014	X	X	X	X
University of Calgary	January 2015	X	X	X	X
Western University	January 2015	X	X	X	X
University of Ottawa	February 2015	X	X ¹	X	X ¹
University of Alberta	March 2015	X	X	X	X
University of Toronto	March 2015	X	X ¹	X	X ¹
Dalhousie University	April 2015	X	X	X	X
McGill University	June 2015	X	X	X	X
Northern Ontario School of Medicine	July 2016	X		X	X ²
University of Saskatchewan	January 2017	X		X	X ²
University of British Columbia	February 2017	X		X	X ²
Université Laval	February 2017	X		X	X ²
Université de Montréal	February 2017	X		X	X ²
Université de Sherbrooke	February 2017	X		X	X ²

¹Indicates host institutions that accept applications from international students through limited enrollment.

²Partial data available for the reporting period.

Host School Data

Application and placement information based on Canadian and international students applying for visiting electives at medical schools in Canada.

Host Institution Application and Placement Information

Clerkship Information

According to the AFMC Canadian Medical Education Statistics 2016¹ report, 2,894 students studying at a home school in Canada are expected to graduate in 2017 and 2,894 students are expected to graduate in 2018. This offers context to the potential number of clerkship students in Canada using the Portal. The equivalent clerkship data for students studying at a home school outside of Canada is not available.

New Registrants on the Portal	2015-2016	2016-2017
Canadian: Students studying at a home school in Canada	2,428	2,752
International: Students studying at a home school outside of Canada	1,994	2,182

Visiting Electives at Medical Schools in Canada: Summary Data Comparison by Year | Canadian and International Applicants

	National	
	2015-2016 ² 11 schools	2016-2017 ² 17 schools
Canadian: Students studying at a home school in Canada		
Applicants	2,969	3,285
Applications received from applicants: Total applications ³	9,439	12,377
Applications submitted Per applicant: Average	3.18	3.77
Number of faculties applied to Per applicant: Average	2.63	2.90
Electives offered to applicants	7,169	9,124
Confirmed electives by applicants (before cancellations)	6,161	7,811
Confirmed electives by applicants (after cancellations)	5,129	6,551
Confirmed electives cancelled by applicants	833	1,114
Confirmed electives cancelled by host institution	199	146
Weeks of electives confirmed by applicants: Sum	11,203	14,212
Weeks of elective confirmed by applicants Per applicant: Average	4.33	4.85
Application fees collected from applicants Per application Per applicant (\$): Average (New applications) ⁴	\$128.14	\$132.94
International: Students studying at a home school outside of Canada		
Applicants	1,243	1,371
Applications received from applicants: Total applications ³	2,305	2,721
Applications submitted Per applicant: Average	1.85	1.98
Number of faculties applied to Per applicant: Average	1.66	1.75
Electives offered to applicants	1,747	2,293
Confirmed electives by applicants (before cancellations)	1,628	2,083
Confirmed electives by applicants (after cancellations)	1,447	1,872
Confirmed electives cancelled by applicants	103	118
Confirmed electives cancelled by host institution	78	93
Weeks of electives confirmed by applicants: Sum	4,897	5,787
Weeks of elective confirmed by applicants Per applicant: Average	5.28	5.42
Application fees collected from applicants Per application Per applicant (\$): Average (New applications) ⁴	\$380.07	\$474.44

¹Source: The Association of Faculties of Medicine of Canada. (2016). *Canadian Medical Education Statistics 2016*. 38, 21. Retrieved from <https://afmc.ca/sites/default/files/CMES2016-reduced.pdf>

²In 2015-2016, 11 Host Institutions were accepting applications for placements in the reporting period. All 17 Host Institutions were on the Portal as of February 2017 (see table 'Medical Schools Represented in each Reporting Period' on page 8).

³At the national level, 276 and 59 of the total applications submitted by Canadian and international applicants, respectively, are from the previous reporting period and are included because they have a choice for an elective with start dates in the current reporting period.

⁴Represents fees paid when submitting the application and therefore may include costs associated with malpractice insurance, licensing, etc. Late fees were counted twice in the 2015-2016 reports. The numbers have been corrected in the 2016-2017 report.

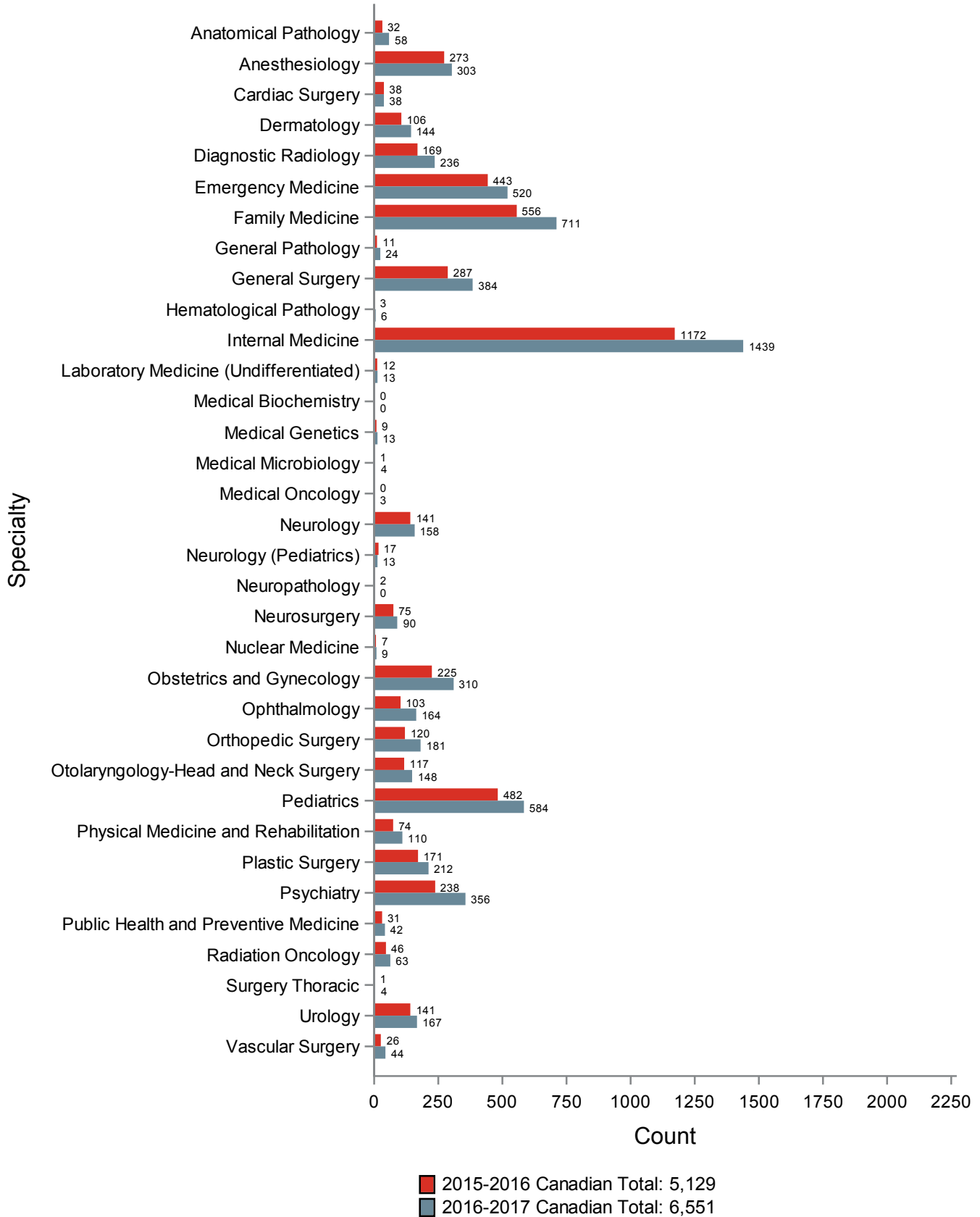
Visiting Electives at Medical Schools in Canada: Summary Data | 2016-2017 Canadian and International Applicants

	2016-2017		
	Total Canadian and International Applicants		
	National		
	Canadian applicants	International applicants	Total
Applicants	3,285	1,371	4,656
Applications received from applicants: Total applications ¹	12,377	2,721	15,098
Applications submitted Per applicant: Average	3.77	1.98	3.24
Number of faculties applied to Per applicant: Average	2.90	1.75	2.56
Electives offered to applicants	9,124	2,293	11,417
Confirmed electives by applicants (before cancellations)	7,811	2,083	9,894
Confirmed electives by applicants (after cancellations)	6,551	1,872	8,423
Confirmed electives cancelled by applicants	1,114	118	1,232
Confirmed electives cancelled by host institution	146	93	239
Weeks of electives confirmed by applicants: Sum	14,212	5,787	19,999
Weeks of elective confirmed by applicants Per applicant: Average	4.85	5.42	5.00
Application fees collected from applicants Per application Per applicant (\$): Average (New applications) ²	\$132.94	\$474.44	\$234.84

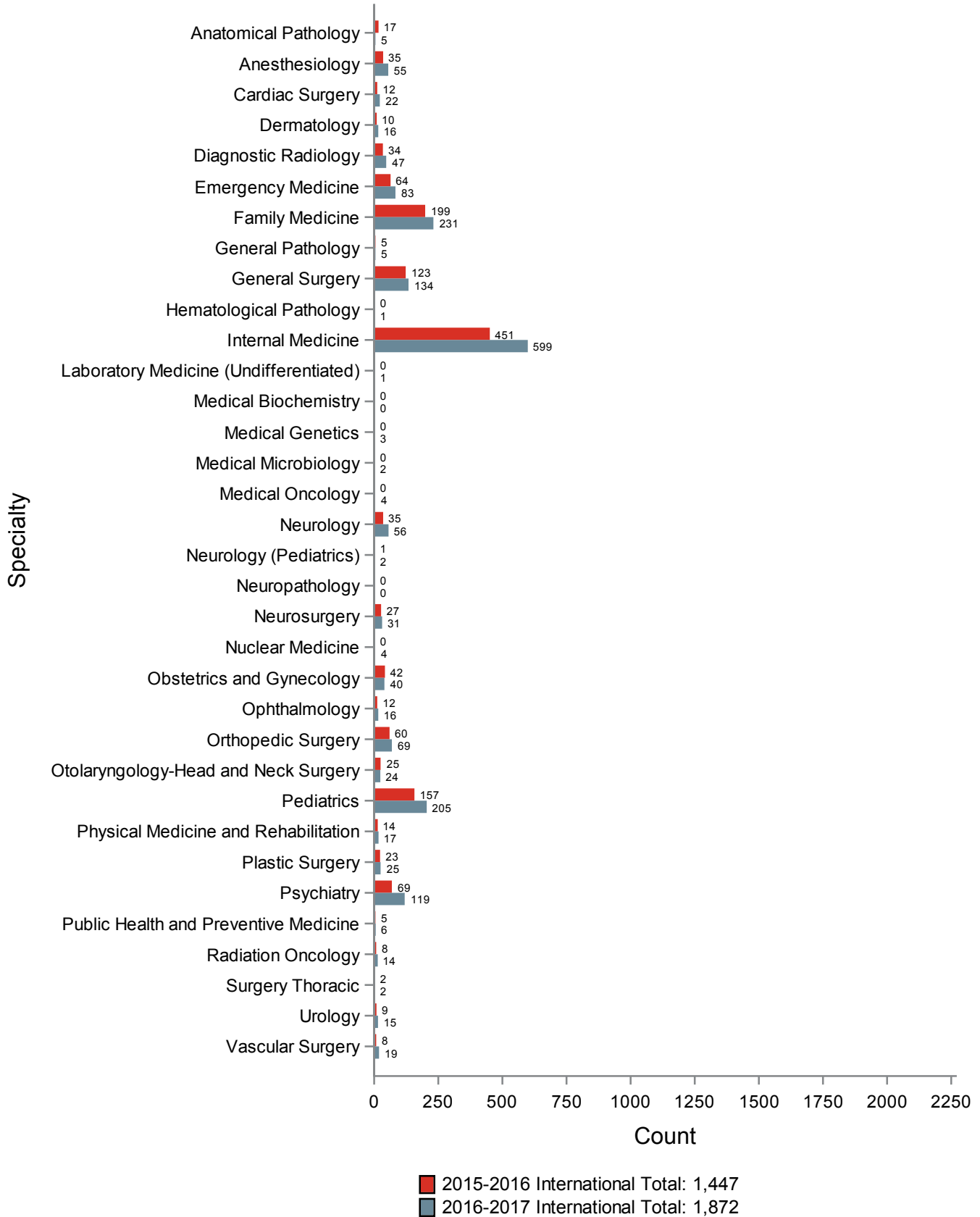
¹At the national level, 276 and 59 of the total applications submitted by Canadian and international applicants, respectively, are from the previous reporting period and are included because they have a choice for an elective with start dates in the current reporting period.

²Represents fees paid when submitting the application and therefore may include costs associated with malpractice insurance, licensing, etc. Late fees were counted twice in the 2015-2016 reports. The numbers have been corrected in the 2016-2017 report.

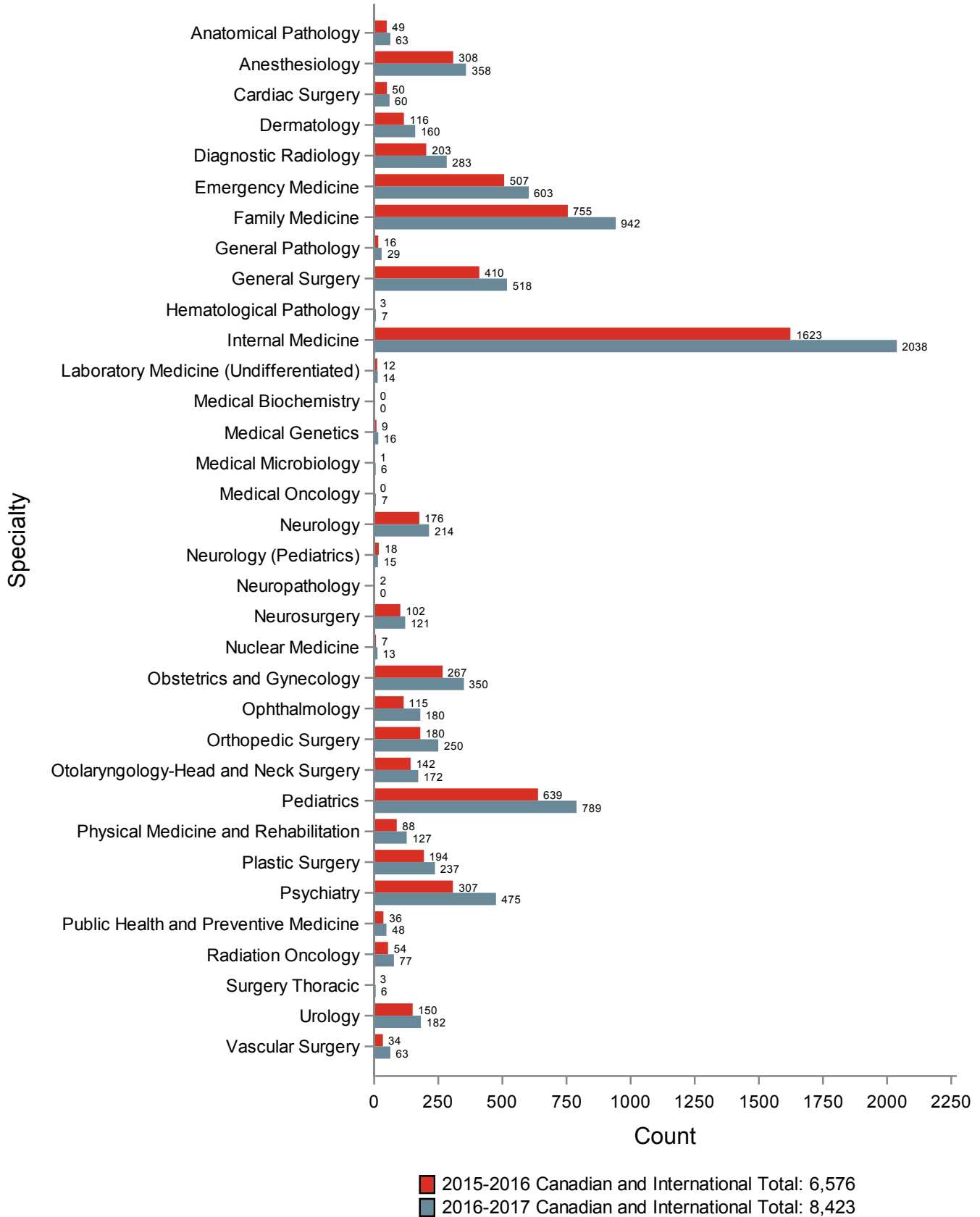
Confirmed Visiting Electives (after cancellations) at Medical Schools in Canada Comparison by Specialty and Year | Canadian Applicants



Confirmed Visiting Electives (after cancellations) at Medical Schools in Canada Comparison by Specialty and Year | International Applicants



Confirmed Visiting Electives (after cancellations) at Medical Schools in Canada Comparison by Specialty and Year | Canadian and International Applicants



**Confirmed Visiting Electives (after cancellations) at Medical Schools in Canada | 2016-2017
National Comparison by Specialty | Canadian Applicants | English¹**

Specialty	Host Institution																Total	
	Mem	Dal	Lav	Sher	Mtl	McG	Ott	Qns	Tor	McM	UWO	NOSM	Man	Sask	Alta	Cal		UBC
Anatomical Pathology	1	9				4	6	1	12	6	3		2			12	2	58
Anesthesiology		42				8	21	5	55	27	30	2	10	6	21	71	2	300
Cardiac Surgery		3				1	5		5	5	3		1		9	6		38
Dermatology						17	23		44	11					27	22		144
Diagnostic Radiology	6	15				11	18	11	44	37	16		6	3	25	34	9	235
Emergency Medicine	5	40				4	65	33	101	36	38	3	34	1	45	104	5	514
Family Medicine	30	84				28	42	2	213	58	74	25	5		56	79	7	703
General Pathology									10						1	12	1	24
General Surgery	7	20				6	44	18	72	40	33		6	1	42	78	11	378
Hematological Pathology		1							3						1		1	6
Internal Medicine	18	119				39	258	33	251	223	145	6	12	2	78	202	31	1,417
Laboratory Medicine (Undifferentiated)															13			13
Medical Biochemistry																		0
Medical Genetics						3	5		3						2			13
Medical Microbiology									2								2	4
Medical Oncology										3								3
Neurology	2					13	25		41	11	23				17	20	4	156
Neurology (Pediatrics)							4			2	2					4		12
Neuropathology																		0
Neurosurgery		5				1	2	1	20	2	21		7	1	12	16	1	89
Nuclear Medicine						2	4				2				1			9
Obstetrics and Gynecology	6	35				10	38	14	53	40	19	3	16	1	35	28	5	303
Ophthalmology	2	30				5	9	20	33	9	16		6	2	16	12	1	161
Orthopedic Surgery	4	22				9	27	8	26	12	22		3		7	31	6	177
Otolaryngology-Head and Neck Surgery		12				7	20	1	25	8	31		4	1	21	11	5	146
Pediatrics	5	56				24	138	3	136	74	15	1	11	1	32	75	10	581
Physical Medicine and Rehabilitation							32	7	32	12	9				6	12		110
Plastic Surgery		18				3	20	1	38	24	15		19		32	33	9	212
Psychiatry	4	26				17	54	10	92	58	18	1	1		25	40	8	354
Public Health and Preventive Medicine							4	4	13	3			3		3	12		42
Radiation Oncology	1	4				2	7	4	17	8	3				10	5	2	63
Surgery Thoracic	1						3											4
Urology		24				4	29	9	21	31	19		1		21		3	162
Vascular Surgery		1				3	8	2	8	6	5		1		1	5	3	43
Total	92	566	0	0	0	221	911	187	1,370	746	562	41	148	19	559	924	128	6,474

¹Language is based on the language of the submitted application. Note: The three French-language Medical Schools in Canada (Université Laval, Université de Montréal, and Université de Sherbrooke) joined the Portal in February 2017.

It is important to note that the data reflects the capacity and not the demand of each specialty at each Host Institution (i.e., it does not illustrate the number of requests).

Confirmed Visiting Electives (after cancellations) at Medical Schools in Canada | 2016-2017 National Comparison by Specialty | Canadian Applicants | French¹

Specialty	Host Institution																Total	
	Mem	Dal	Lav	Sher	Mtl	McG	Ott	Qns	Tor	McM	UWO	NOSM	Man	Sask	Alta	Cal		UBC
Anatomical Pathology																		0
Anesthesiology				1		2												3
Cardiac Surgery																		0
Dermatology																		0
Diagnostic Radiology					1													1
Emergency Medicine					1	5												6
Family Medicine			1	1	1	5												8
General Pathology																		0
General Surgery				2	1	3												6
Hematological Pathology																		0
Internal Medicine				6	6	10												22
Laboratory Medicine (Undifferentiated)																		0
Medical Biochemistry																		0
Medical Genetics																		0
Medical Microbiology																		0
Medical Oncology																		0
Neurology				2														2
Neurology (Pediatrics)					1													1
Neuropathology																		0
Neurosurgery						1												1
Nuclear Medicine																		0
Obstetrics and Gynecology				1	1	5												7
Ophthalmology				2	1													3
Orthopedic Surgery				2		2												4
Otolaryngology-Head and Neck Surgery				1	1													2
Pediatrics				2	1													3
Physical Medicine and Rehabilitation																		0
Plastic Surgery																		0
Psychiatry				1	1													2
Public Health and Preventive Medicine																		0
Radiation Oncology																		0
Surgery Thoracic																		0
Urology				5														5
Vascular Surgery					1													1
Total	0	0	1	26	17	33	0	0	0	0	0	0	0	0	0	0	0	77

¹Language is based on the language of the submitted application. Note: The three French-language Medical Schools in Canada (Université Laval, Université de Montréal, and Université de Sherbrooke) joined the Portal in February 2017.

It is important to note that the data reflects the capacity and not the demand of each specialty at each Host Institution (i.e., it does not illustrate the number of requests).

Confirmed Visiting Electives (after cancellations) at Medical Schools in Canada | 2016-2017 National Comparison by Specialty | International Applicants | English¹

Specialty	Host Institution																Total	
	Mem	Dal	Lav	Sher	Mtl	McG	Ott	Qns	Tor	McM	UWO	NOSM	Man	Sask	Alta	Cal		UBC
Anatomical Pathology									2				1				2	5
Anesthesiology						5	1		12	12	10	2	12				1	55
Cardiac Surgery		1				2			5	6		1	4				3	22
Dermatology						3			6	5				1			1	16
Diagnostic Radiology	1					10	1		7	13	7			1			7	47
Emergency Medicine	1	8				11	5		14	15	18		8	1			1	82
Family Medicine	6	27				9	5	5	35	35	56	18	25	4		1	5	231
General Pathology									2		1							5
General Surgery						26	2	17	19	9	10	1	34	2	3		6	134
Hematological Pathology																		1
Internal Medicine		34				74	26	51	82	108	94	6	56	1	16	2	47	597
Laboratory Medicine (Undifferentiated)						1												1
Medical Biochemistry																		0
Medical Genetics						2	1											3
Medical Microbiology									1								1	2
Medical Oncology										4								4
Neurology						11	3		16	11	6			1	3	1	4	56
Neurology (Pediatrics)									1				1					2
Neuropathology																		0
Neurosurgery		1				9	1	4	9		4		1		1		1	31
Nuclear Medicine						2				1					1			4
Obstetrics and Gynecology						8	1	1	11	12	1	1		1			3	39
Ophthalmology						9		1	4	1				1				16
Orthopedic Surgery		1				17	4	3	13	3	14		3		2	3	6	69
Otolaryngology-Head and Neck Surgery		1				8		2	8	1	2		2					24
Pediatrics		6				34	7	3	60	35	21	1	25	1	1	2	9	205
Physical Medicine and Rehabilitation						3	3	4	4	2						1		17
Plastic Surgery						4	1	2	13	4			1					25
Psychiatry		5				11	3	13	14	19	15	1	25	1			12	119
Public Health and Preventive Medicine						1							2		1		2	6
Radiation Oncology		1				1		1	2		3		5		1			14
Surgery Thoracic						1									1			2
Urology		1				5		1	4	2							2	15
Vascular Surgery						8	1		2	6	2							19
Total	8	94	0	0	0	275	65	108	346	304	264	31	205	15	30	10	113	1,868

¹Language is based on the language of the submitted application. Note: The three French-language Medical Schools in Canada (Université Laval, Université de Montréal, and Université de Sherbrooke) joined the Portal in February 2017.

It is important to note that the data reflects the capacity and not the demand of each specialty at each Host Institution (i.e., it does not illustrate the number of requests).

Confirmed Visiting Electives (after cancellations) at Medical Schools in Canada | 2016-2017 National Comparison by Specialty | International Applicants | French¹

Specialty	Host Institution																Total	
	Mem	Dal	Lav	Sher	Mtl	McG	Ott	Qns	Tor	McM	UWO	NOSM	Man	Sask	Alta	Cal		UBC
Anatomical Pathology																		0
Anesthesiology																		0
Cardiac Surgery																		0
Dermatology																		0
Diagnostic Radiology																		0
Emergency Medicine						1												1
Family Medicine																		0
General Pathology																		0
General Surgery																		0
Hematological Pathology																		0
Internal Medicine						2												2
Laboratory Medicine (Undifferentiated)																		0
Medical Biochemistry																		0
Medical Genetics																		0
Medical Microbiology																		0
Medical Oncology																		0
Neurology																		0
Neurology (Pediatrics)																		0
Neuropathology																		0
Neurosurgery																		0
Nuclear Medicine																		0
Obstetrics and Gynecology						1												1
Ophthalmology																		0
Orthopedic Surgery																		0
Otolaryngology-Head and Neck Surgery																		0
Pediatrics																		0
Physical Medicine and Rehabilitation																		0
Plastic Surgery																		0
Psychiatry																		0
Public Health and Preventive Medicine																		0
Radiation Oncology																		0
Surgery Thoracic																		0
Urology																		0
Vascular Surgery																		0
Total	0	0	0	0	0	4	0	0	0	0	0	0	0	0	0	0	0	4

¹Language is based on the language of the submitted application. Note: The three French-language Medical Schools in Canada (Université Laval, Université de Montréal, and Université de Sherbrooke) joined the Portal in February 2017.

It is important to note that the data reflects the capacity and not the demand of each specialty at each Host Institution (i.e., it does not illustrate the number of requests).

Access to First Choice Specialties at Medical Schools in Canada | 2016-2017 Canadian Applicants

Specialty	Requested by applicant ¹	Offered by Host Institution ²	Rate (offered/requested)
Anatomical Pathology	109	70	64%
Anesthesiology	855	395	46%
Cardiac Surgery	62	49	79%
Dermatology	400	185	46%
Diagnostic Radiology	488	298	61%
Emergency Medicine	1,280	664	52%
Family Medicine	1,721	844	49%
General Pathology	32	20	63%
General Surgery	672	494	74%
Hematological Pathology	15	7	47%
Internal Medicine	2,915	1,789	61%
Laboratory Medicine (Undifferentiated)	21	17	81%
Medical Biochemistry	1	1	100%
Medical Genetics	21	13	62%
Medical Microbiology	12	4	33%
Medical Oncology	3	0	0%
Neurology	243	193	79%
Neurology (Pediatrics)	17	9	53%
Neuropathology	5	0	0%
Neurosurgery	170	127	75%
Nuclear Medicine	9	7	78%
Obstetrics and Gynecology	850	408	48%
Ophthalmology	488	223	46%
Orthopedic Surgery	255	227	89%
Otolaryngology-Head and Neck Surgery	264	211	80%
Pediatrics	1,157	710	61%
Physical Medicine and Rehabilitation	147	107	73%
Plastic Surgery	418	328	78%
Psychiatry	565	372	66%
Public Health and Preventive Medicine	80	43	54%
Radiation Oncology	73	55	75%
Surgery Thoracic	7	1	14%
Urology	292	228	78%
Vascular Surgery	55	45	82%
Total	13,702	8,144	59%

¹Includes electives added by the Host Institution.

²Due to methodological differences, 2016-2017 data are not comparable to 2015-2016 data. For more details please refer to the methodological notes.

Access to First Choice Specialties at Medical Schools in Canada | 2016-2017 International Applicants

Specialty	Requested by applicant ¹	Offered by Host Institution ²	Rate (offered/ requested)
Anatomical Pathology	17	4	24%
Anesthesiology	103	51	50%
Cardiac Surgery	20	16	80%
Dermatology	35	17	49%
Diagnostic Radiology	67	38	57%
Emergency Medicine	187	75	40%
Family Medicine	728	248	34%
General Pathology	6	2	33%
General Surgery	215	131	61%
Hematological Pathology	2	1	50%
Internal Medicine	1,117	625	56%
Laboratory Medicine (Undifferentiated)	2	1	50%
Medical Biochemistry	0	0	
Medical Genetics	3	2	67%
Medical Microbiology	3	2	67%
Medical Oncology	6	4	67%
Neurology	62	41	66%
Neurology (Pediatrics)	14	4	29%
Neuropathology	0	0	
Neurosurgery	45	30	67%
Nuclear Medicine	3	2	67%
Obstetrics and Gynecology	99	41	41%
Ophthalmology	38	17	45%
Orthopedic Surgery	93	65	70%
Otolaryngology-Head and Neck Surgery	38	25	66%
Pediatrics	338	214	63%
Physical Medicine and Rehabilitation	25	17	68%
Plastic Surgery	40	23	58%
Psychiatry	185	129	70%
Public Health and Preventive Medicine	17	4	24%
Radiation Oncology	20	14	70%
Surgery Thoracic	2	1	50%
Urology	15	11	73%
Vascular Surgery	20	17	85%
Total	3,565	1,872	53%

¹Includes electives added by the Host Institution.

²Due to methodological differences, 2016-2017 data are not comparable to 2015-2016 data. For more details please refer to the methodological notes.

Access to First Choice Specialties at Medical Schools in Canada | 2016-2017 Canadian and International Applicants

Specialty	Requested by applicant ¹	Offered by Host Institution ²	Rate (offered/ requested)
Anatomical Pathology	126	74	59%
Anesthesiology	958	446	47%
Cardiac Surgery	82	65	79%
Dermatology	435	202	46%
Diagnostic Radiology	555	336	61%
Emergency Medicine	1,467	739	50%
Family Medicine	2,449	1,092	45%
General Pathology	38	22	58%
General Surgery	887	625	70%
Hematological Pathology	17	8	47%
Internal Medicine	4,032	2,414	60%
Laboratory Medicine (Undifferentiated)	23	18	78%
Medical Biochemistry	1	1	100%
Medical Genetics	24	15	63%
Medical Microbiology	15	6	40%
Medical Oncology	9	4	44%
Neurology	305	234	77%
Neurology (Pediatrics)	31	13	42%
Neuropathology	5	0	0%
Neurosurgery	215	157	73%
Nuclear Medicine	12	9	75%
Obstetrics and Gynecology	949	449	47%
Ophthalmology	526	240	46%
Orthopedic Surgery	348	292	84%
Otolaryngology-Head and Neck Surgery	302	236	78%
Pediatrics	1,495	924	62%
Physical Medicine and Rehabilitation	172	124	72%
Plastic Surgery	458	351	77%
Psychiatry	750	501	67%
Public Health and Preventive Medicine	97	47	48%
Radiation Oncology	93	69	74%
Surgery Thoracic	9	2	22%
Urology	307	239	78%
Vascular Surgery	75	62	83%
Total	17,267	10,016	58%

¹Includes electives added by the Host Institution.

²Due to methodological differences, 2016-2017 data are not comparable to 2015-2016 data. For more details please refer to the methodological notes.

**Additional Information on Visiting Electives for Program Evaluation
Comparison by Year | Canadian and International Applicants**

	National	
	2015-2016 ¹ 11 schools	2016-2017 ¹ 17 schools
Canadian: Students studying at a home school in Canada		
Time from application to offer for visiting students: Median days	30.00	24.00
Visiting students' home school verification time: Average days	1.63	1.46
Fees collected from visiting students by host institution (not including late fees or refunds) ^{2,3}	\$1,293,985.00	\$1,620,375.00
Refunded fees to visiting students by host institution ⁴	\$176,105.00	\$152,730.00
Placement requests sent to placement contact per elective: Average ⁵	N/A	1.71
International: Students studying at a home school outside of Canada		
Time from application to offer for visiting students: Median days	35.00	33.00
Visiting students' home school verification time: Average days	5.75	5.51
Fees collected from visiting students by host institution (not including late fees or refunds) ^{2,3}	\$1,070,405.00	\$1,503,747.00
Refunded fees to visiting students by host institution ⁴	\$204,120.00	\$251,128.00
Placement requests sent to placement contact per elective: Average ⁵	N/A	1.91

¹In 2015-2016, 11 Host Institutions were accepting applications for placements in the reporting period. All 17 Host Institutions were on the Portal as of February 2017 (see table 'Medical Schools Represented in each Reporting Period' on page 8).

²At the national level, 276 and 59 of the total applications submitted by Canadian and international applicants, respectively, are from the previous reporting period and are included because they have a choice for an elective with start dates in the current reporting period.

³Represents fees paid when submitting the application and therefore may include costs associated with malpractice insurance, licensing, etc. Late fees were counted twice in the 2015-2016 reports. The numbers have been corrected in the 2016-2017 report.

⁴Data shown in the 2015-2016 report included entries flagged for refund. These numbers have been corrected in the 2016-2017 report.

⁵Added to the 2016-2017 Faculty Reports. National data does not include data from Northern Ontario School of Medicine or University of British Columbia due to system variations to support a distributed medical education model.

Priorities for Visiting Electives

Data on topics deemed pertinent by stakeholders to advancing the priorities and policy dialogue on visiting electives. The priorities identified in 2016-2017 include: Confirmed Electives, Application Fees, and Processing Time.

Confirmed Electives

Weeks of Electives Confirmed (after cancellations) to Medical Schools in Canada | Total Comparison by Year | International Applicants

Duration	2015-2016 ¹ 11 schools		2016-2017 ¹ 17 schools	
	International applicants	Percentage	International applicants	Percentage
1	0	0	0	0
2	108	11.65%	128	11.99%
3	35	3.78%	43	4.03%
4	436	47.03%	477	44.66%
5	19	2.05%	16	1.50%
6	64	6.90%	71	6.65%
7	20	2.16%	18	1.69%
8	174	18.77%	215	20.13%
9	13	1.40%	11	1.03%
10	14	1.51%	39	3.65%
11	7	0.76%	8	0.75%
12	28	3.02%	28	2.62%
> 12	9	0.97%	14	1.31%
Total	927	100.0%	1068	100.0%

¹In 2015-2016, 11 Host Institutions were accepting applications for placements in the reporting period. All 17 Host Institutions were on the Portal as of February 2017 (see table 'Medical Schools Represented in each Reporting Period' on page 8).

Application Fees

Average Application Fee (excludes applications with no initial cost)¹ | 2016-2017 Comparison by Total Submitted Applications | Canadian and International Applicants

Total applications	Number of applicants	Average fee	Standard deviation	Minimum	Maximum
Canadian: Students studying at a home school in Canada					
1	724	\$146.56	\$78.33	\$0.00	\$1,000.00
2	531	\$270.74	\$104.88	\$0.00	\$1,100.00
3	468	\$398.15	\$118.15	\$100.00	\$1,250.00
4	410	\$524.01	\$127.08	\$200.00	\$930.00
5	275	\$640.13	\$154.76	\$200.00	\$1,450.00
6	188	\$745.80	\$147.73	\$400.00	\$1,170.00
7	140	\$878.96	\$191.97	\$475.00	\$1,800.00
8	89	\$937.92	\$201.01	\$550.00	\$1,540.00
9	65	\$1,039.46	\$200.79	\$600.00	\$1,505.00
10	42	\$1,094.40	\$209.28	\$750.00	\$1,605.00
11	28	\$1,242.68	\$254.95	\$600.00	\$1,755.00
12	33	\$1,434.09	\$228.46	\$940.00	\$2,200.00
>12	61	\$1,629.75	\$449.22	\$950.00	\$3,140.00
Total	3,054	\$480.97	\$359.58	\$0.00	\$3,140.00
International: Students studying at a home school outside of Canada					
1	706	\$459.53	\$301.60	\$0.00	\$1,325.00
2	272	\$976.99	\$463.98	\$50.00	\$1,959.00
3	148	\$1,499.27	\$660.58	\$75.00	\$2,709.00
4	86	\$1,995.28	\$800.76	\$440.00	\$3,775.00
5	33	\$2,630.12	\$632.98	\$1,500.00	\$3,909.00
6	19	\$2,896.16	\$742.15	\$1,250.00	\$4,075.00
7	19	\$3,109.16	\$961.33	\$1,250.00	\$5,009.00
8	4	\$3,558.50	\$739.94	\$2,450.00	\$3,975.00
9	6	\$3,705.67	\$601.43	\$2,950.00	\$4,575.00
10	4	\$4,798.25	\$792.31	\$3,634.00	\$5,359.00
11	0				
12	1	\$6,250.00		\$6,250.00	\$6,250.00
>12	1	\$6,159.00		\$6,159.00	\$6,159.00
Total	1,299	\$964.29	\$893.02	\$0.00	\$6,250.00

¹Excludes applications with a choice for an elective with a start date in the previous reporting period.

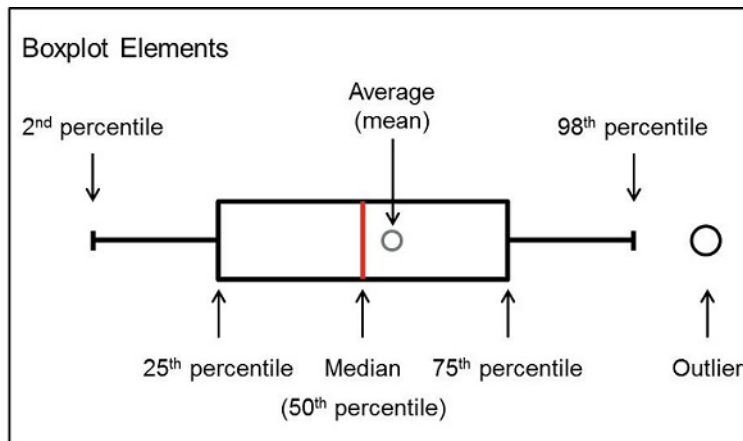
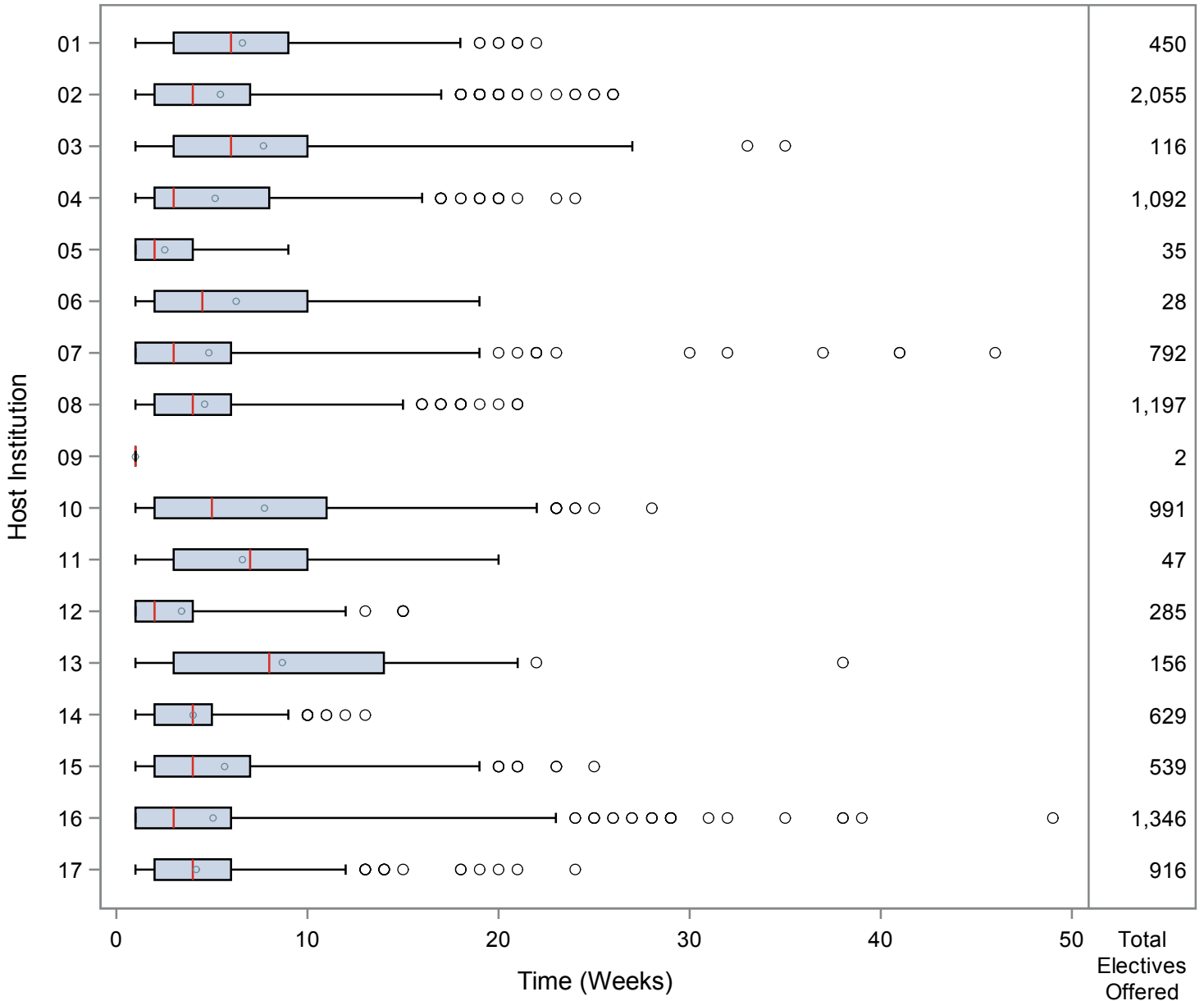
Processing Time

Time from Application Submission to Elective Offer | 2016-2017 National Comparison | Canadian and International Applicants

Host Institution	Total offers ¹	Average days	Median days	Minimum days	Maximum days
Canadian: Students studying at a home school in Canada					
01	307	47.30	42.0	0	147
02	1,719	34.49	28.0	0	178
03	66	53.73	38.0	2	244
04	816	35.30	23.0	0	164
05	35	19.26	13.0	2	63
06	28	43.86	32.5	1	129
07	694	26.33	17.0	0	159
08	1,137	30.01	23.0	1	149
09	2	3.50	3.5	3	4
10	982	52.73	37.0	0	193
11	28	40.75	35.5	1	142
12	164	19.96	14.0	1	110
13	148	60.25	57.0	1	266
14	319	26.10	24.0	0	80
15	274	31.98	22.5	0	160
16	1,016	28.52	16.0	0	177
17	895	27.54	24.0	0	164
National	8,630	34.33	24.0	0	266
International: Students studying at a home school outside of Canada					
01	143	40.04	34.0	2	151
02	342	47.82	40.0	0	182
03	50	56.54	53.0	15	189
04	276	33.16	23.0	2	148
05	0				
06	0				
07	100	76.80	59.5	4	323
08	60	43.77	34.5	6	123
09	0				
10	10	16.20	8.5	2	72
11	19	49.74	54.0	2	115
12	121	25.99	24.0	2	106
13	8	41.75	28.5	5	109
14	310	32.34	31.0	1	122
15	269	49.81	40.0	0	176
16	330	53.10	28.0	0	353
17	22	21.77	19.0	3	59
National	2,060	43.87	33.0	0	353

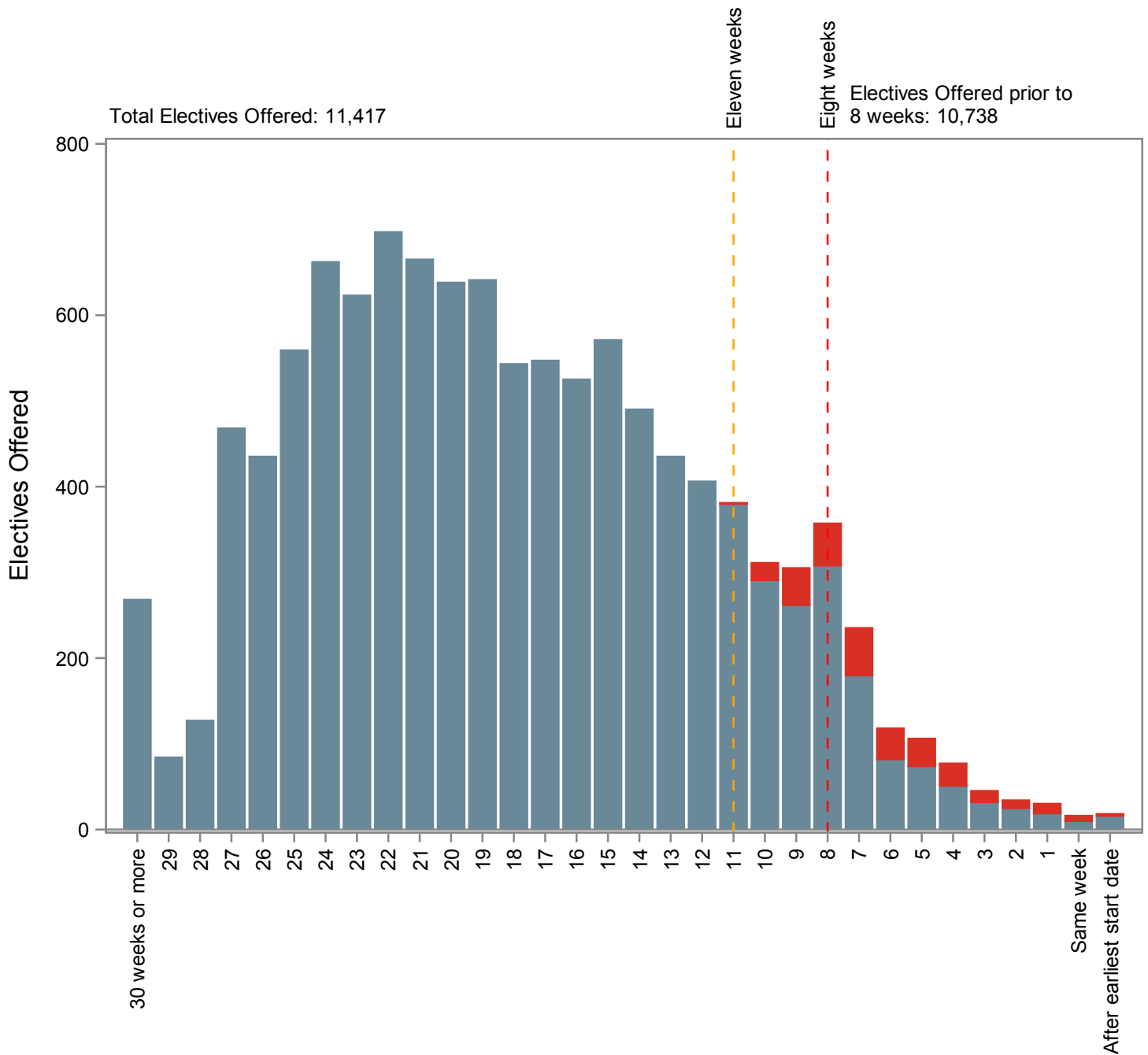
¹Excludes electives added by the Host Institution.

Time from Home School Verification to Elective Offer¹ | 2016-2017
National Comparison | Canadian and International Applicants



¹Excludes electives added by the Host Institution.

Time from Elective Offer Relative to Earliest Requested Start Date at Medical Schools in Canada 2016-2017 | Canadian and International Applicants

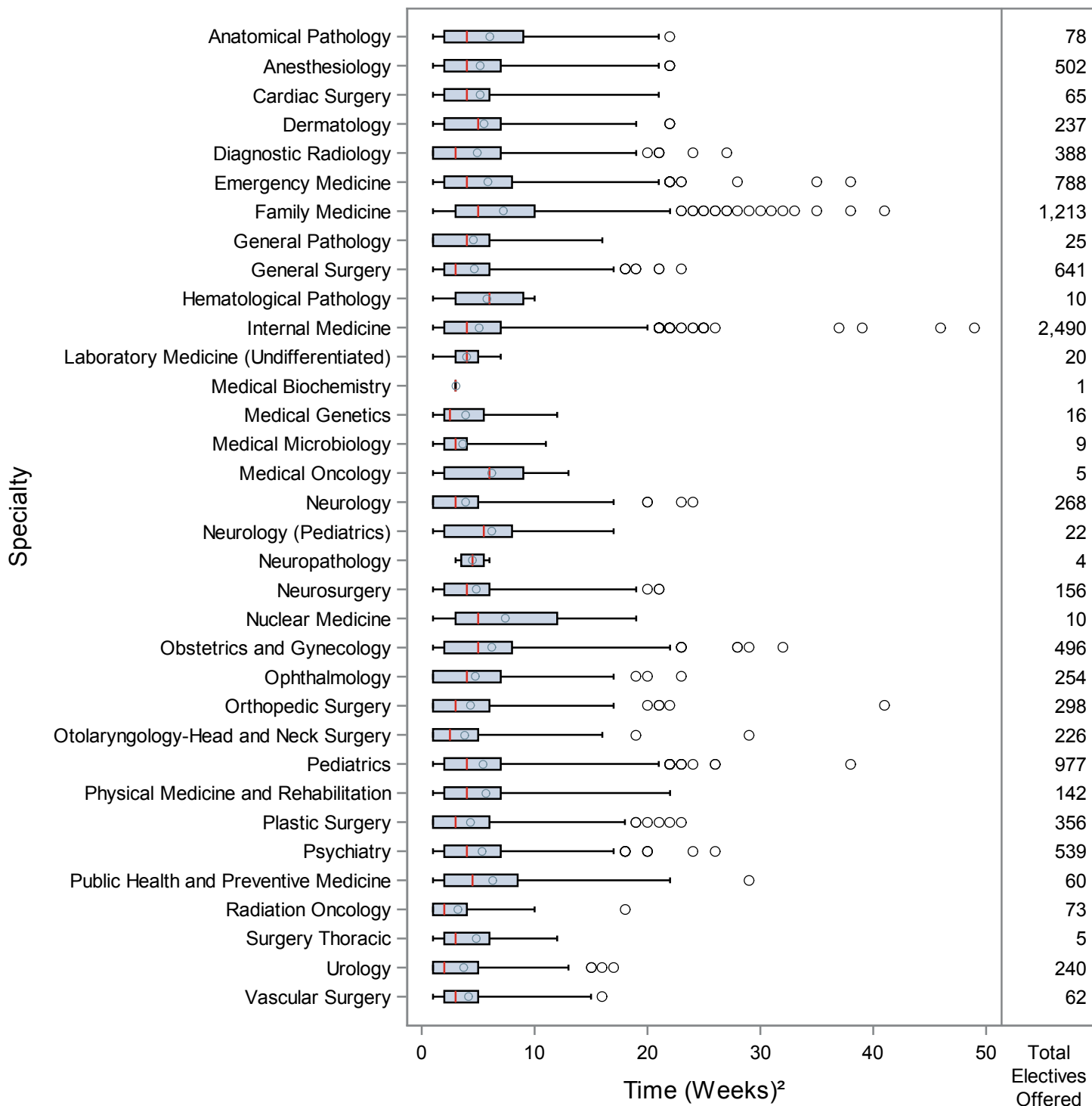


Weeks to earliest choice start date¹

- Elective submitted more than 11 weeks before the elective's earliest start date.
- Elective submitted 11 weeks or less before the elective's earliest start date.

¹Offers that occurred on the same day or less than 7 days before the earliest start date are included in the 'Same week' category and offers that occurred after the earliest start date are included in the 'After earliest start date' category. Offers that occurred 30 weeks or more before the earliest start date are included in the '30 weeks or more' category.

Time from Home School Verification to Elective Offer¹ at Medical Schools in Canada 2016-2017 | Comparison by Specialty | Canadian and International Applicants



¹Excludes electives added by the Host Institution.

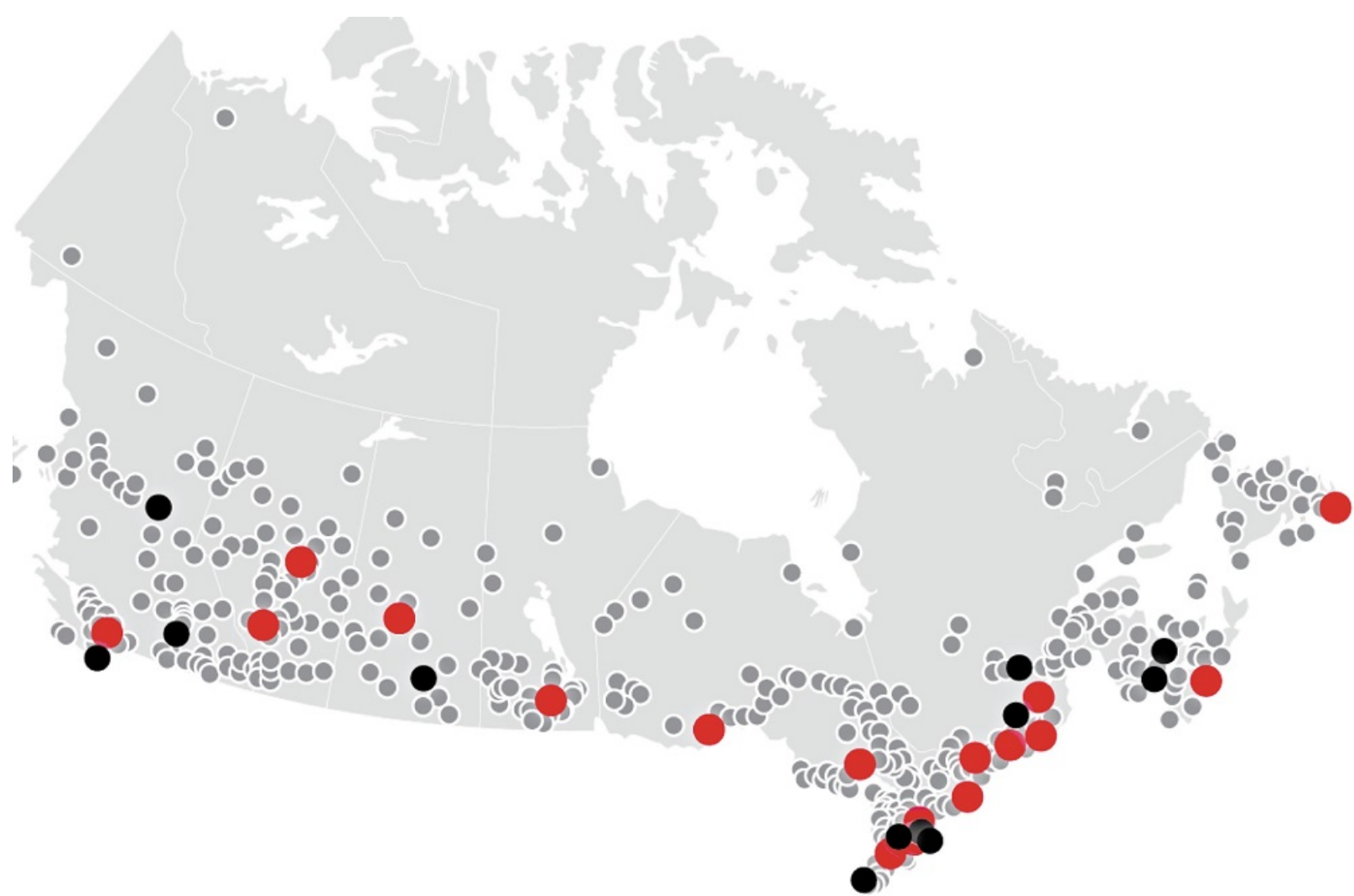
²The whiskers are drawn from the box to the 2nd percentile low and the 98th percentile high.

Note: The specialty refers to the final specialty offered to the applicant and is not necessarily the applicant's first choice for a specialty. For example, the elective coordinator might have first sent a placement request to 'Family Medicine' (the applicant's first choice) which was rejected, but then sent another placement request to 'Emergency Medicine' (the applicant's second choice) which was accepted; therefore, the specialty would be 'Emergency Medicine' since the initial offer was for 'Emergency Medicine'.

Average Placement Contact Response Time to Medical Schools in Canada¹ | 2016-2017 Comparison by Specialty | Canadian and International Applicants

Specialty	Placement Request Status							
	Total Placement Requests Sent	First Placement Request Accepted for the elective	Accepted		Declined		Cancelled	
			Placement Request	Time (days)	Placement Request	Time (days)	Placement Request	Time (days)
Anatomical Pathology	174	59	86	11.7	70	7.9	18	35.1
Anesthesiology	1,367	330	482	7.1	760	7.8	125	24.6
Cardiac Surgery	119	59	76	9.5	32	14.8	11	20.3
Dermatology	624	148	223	5.8	335	5.9	66	25.3
Diagnostic Radiology	846	264	381	4.9	409	4.5	56	22.0
Emergency Medicine	1,973	615	833	9.0	958	9.0	182	26.2
Family Medicine	3,724	742	1,163	16.4	1,938	16.5	623	38.0
General Pathology	62	23	33	5.0	23	9.3	6	16.7
General Surgery	1,189	497	688	6.7	352	9.1	149	18.9
Hematological Pathology	25	2	8	6.8	13	7.7	4	27.8
Internal Medicine	7,047	1,685	2,731	7.5	3,604	7.2	712	22.8
Laboratory Medicine (Undifferentiated)	32	13	21	9.4	6	4.0	5	15.4
Medical Biochemistry	1	1	1	20.0	0		0	
Medical Genetics	36	14	22	8.2	12	15.3	2	16.0
Medical Microbiology	14	3	5	9.2	6	2.2	3	32.3
Medical Oncology	24	2	9	8.0	13	5.6	2	39.0
Neurology	434	218	299	4.6	109	6.5	26	9.1
Neurology (Pediatrics)	48	14	21	17.0	22	9.2	5	21.6
Neuropathology	9	0	1	8.0	7	17.6	1	27.0
Neurosurgery	248	135	169	5.1	55	8.6	24	25.3
Nuclear Medicine	24	9	17	8.8	6	11.2	1	0.0
Obstetrics and Gynecology	1,785	308	496	13.1	1,094	9.0	195	27.6
Ophthalmology	738	194	250	5.4	412	5.8	76	24.9
Orthopedic Surgery	452	250	322	6.6	83	11.5	47	22.4
Otolaryngology-Head and Neck Surgery	343	210	260	3.3	64	10.8	19	29.1
Pediatrics	2,784	653	1,069	9.1	1,504	7.3	211	24.7
Physical Medicine and Rehabilitation	282	118	171	10.7	83	8.9	28	17.9
Plastic Surgery	558	310	383	5.5	120	7.2	55	23.4
Psychiatry	1,274	376	619	9.6	478	9.4	177	27.5
Public Health and Preventive Medicine	169	40	64	7.8	93	12.2	12	25.2
Radiation Oncology	133	66	96	5.0	32	7.3	5	26.8
Surgery Thoracic	20	3	9	8.2	10	10.1	1	40.0
Urology	361	216	257	5.6	93	6.6	11	33.8
Vascular Surgery	95	56	73	8.0	15	7.6	7	18.1
Total	27,014	7,633	11,338	8.5	12,811	9.0	2,865	27.1

¹National data does not include data from Northern Ontario School of Medicine or University of British Columbia due to system variations to support a distributed medical education model.



L'Association des facultés de médecine du Canada
2733, chemin Lancaster, bureau 100, Ottawa, ON K1B 0A9
Tél: 613-730-0687 Téléc: 613-730-1196
www.portailetudiantsafmc.ca

The Association of Faculties of Medicine of Canada
2733 Lancaster Road, Suite 100, Ottawa, ON K1B 0A9
Tel: 613-730-0687 Fax: 613-730-1196
www.afmcstudentportal.ca

